



THE  
**HANDLE**  
COLLECTION

YOUR BOOK OF  
**INSPIRATION**



# BECAUSE **DETAILS** MATTER

There it stands. Handmade, flawlessly finished and painted in that colour that you can't help but smile at, but your cabinetry's not finished, yet. Enter handles, knobs, latches and pulls – those finishing touches that enhance your cabinetry's artisanship and elevate its design, instantly and effortlessly.

Curated into three core collections, first you'll discover Elements. Think of these as elegant but also entry-level in terms of price before moving into Core and finally The Refined Collection, our most premium handles of all. Nestled between Core and Refined you'll also find our Colour Collection, featuring six sleek colour matched handles for a truly seamless and unique look.

To make choosing your handles as easy as possible, we've also grouped handles that share the same design language within each edit. Take Didsbury from our Core Collection. There's the knob, the bar and T-bar, so that you can have the same style of handle across your room but with subtle variation. You might want the bar handle on a drawer stack but knobs on a countertop cabinet, and this way, you'll satisfy both function and form.

From polished bright copper to smooth matt black and from contemporary chrome to classic cast iron, there's a world of options in the pages that follow.

# CONTENTS



07

---

ELEMENTS  
COLLECTION



51

---

CORE  
COLLECTION



79

---

COLOUR  
COLLECTION



91

---

REFINED  
COLLECTION



107

---

CHOOSING THE  
RIGHT HANDLE





**NEW**

# THE COLOUR COLLECTION


**Introducing our new  
Colour Collection.**

Six sleek handles colour matched  
to five popular door shades for a  
truly seamless and unique look.

**For the full collection, see page 79**







# THE **ELEMENTS** COLLECTION

Think of handles like punctuation. Small, finishing touches that bring everything together to complete the room. Whether you're looking for something to make heads turn or blend seamlessly, our Elements Collection is the start-line for choosing your perfect handle. From decorative Alchester with fluted texture, to slick and shining Reeth, instantly enhance your room aesthetic with the final, finishing details.

# Alchester



AGED BRASS (AGB)



ANTIQUÉ BRONZE (BR)



MATT BLACK (MB)



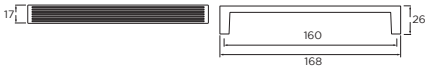
SATIN BRASS (SB)



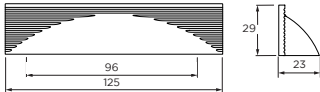
STAINLESS STEEL (SS)



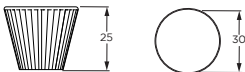
Alchester D-Handle  
(H1178.160.\*\*)



Alchester Cup Handle  
(H1179.96.\*\*)



Alchester Knob  
(K1136.30.\*\*)



**HANDLES SHOWN:**  
ALCHESTER COLLECTION

**WORKSURFACE SHOWN:**  
STRATA QUARTZ - FERRO CORCHIA

**DOORS SHOWN:**  
CRATHORNE PORCELAIN

**COLOUR SWATCH SHOWN:**  
MALBEC







**HANDLES SHOWN:**  
RIVINGTON COLLECTION

**WORKSURFACE SHOWN:**  
DEKTON - GRAPHITE

**COLOUR SWATCH SHOWN:**  
SAGE

## Rivington | D-Handle



BLACK ASH  
(BA)




OAK  
(OA)



WALNUT  
(WA)



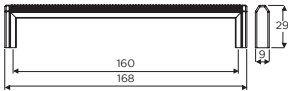
TIMBER  
(H1187.160.\*\*)



# Hadland | D-Handle



(H1180.160.\*\*)





**HANDLES SHOWN:**  
HADLAND COLLECTION

**WORKSURFACE SHOWN:**  
STRATA QUARTZ - STRATA PERLATINO

**DOORS SHOWN:**  
PORTER IN PUTTY

**HANDLES SHOWN:**  
WINFELL COLLECTION

**WORKSURFACE SHOWN:**  
STRATA QUARTZ - TRINITY CONCRETE

**DOORS SHOWN:**  
UNITY LOTUS WHITE

**COLOUR SWATCH SHOWN:**  
WHITE







## Winfell



BLACK  
ASH (BA)




OAK  
(OA)



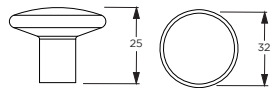
WALNUT  
(WA)



TIMBER  
Winfell Trim Handle  
(H1186.160.\*\*)



TIMBER  
Winfell Knob  
(K1139.32.\*\*)



# Belgrave



ANTIQUÉ  
NICKEL  
(AN)



MATT  
BLACK  
(MB)



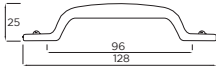
AGED  
BRASS  
(AGB)



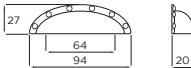
NICKEL  
(SN)



Belgrave Bow Handle  
(8/951.B.\*\*)



Belgrave Cup Handle  
(8/952.B.\*\*)



Belgrave Knob  
(K1107.35.\*\*)



**HANDLES SHOWN:**  
BELGRAVE COLLECTION

**WORKSURFACE SHOWN:**  
SILESTONE - ETERNAL MARQUINA

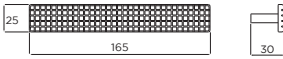
**COLOUR SWATCH SHOWN:**  
OLIVE



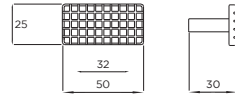
# Chelsea



SATIN NICKEL & NICKEL  
Chelsea D-Handle  
(H420.128.DN)



SATIN NICKEL & NICKEL  
Chelsea Knob  
(K419.32.DN)

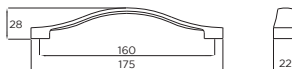


---

# Leven | Bow Handle



STAINLESS STEEL  
(H251.160.SS)



# Darley | Cup Handle



BRUSHED  
BRASS (BHB)



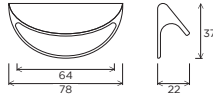
SMOOTH MATT  
BLACK (SMB)



CHROME (CH)



(H1163.64.\*\*)



HANDLES SHOWN:  
DARLEY COLLECTION




# Arlington

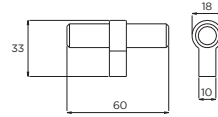
MULTIPLE SIZES  
AVAILABLE



**Arlington Bar Handle**  
(H503.128.\*\*)(H504.192.\*\*)(H505.224.\*\*)(H506.384.\*\*)



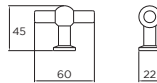
**Arlington T-Bar Handle**  
(H503.60.SS)  
Stainless Steel only



# Weel | T-bar Handle



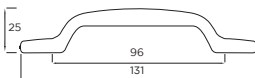
(H1091.60.\*\*)



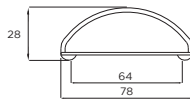
# Portland



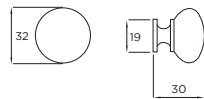
**STAINLESS STEEL  
Portland Bow Handle**  
(1001/131SS)



**STAINLESS STEEL  
Portland Cup Handle**  
(1003/79SS)



**STAINLESS STEEL  
Portland Knob**  
(TK2SS)





**HANDLES SHOWN:**  
HOXTON CUP WITH WHEEL KNOB


**WORKSURFACE SHOWN:**  
SILESTONE - ETERNAL SERENA SUEDE

**DOORS SHOWN:**  
CLARENDON IN HARTFORTH BLUE

## Hoxton



Hoxton D-Handle  
(HI085.160.\*\*)



Hoxton Cup Handle  
(HI104.96.\*\*)  
Not available in Stainless Steel



See page 79 to view Hoxton in our Colour Collection







**HANDLES SHOWN:**  
HOXTON COLLECTION

**WORKSURFACE SHOWN:**  
STRATA QUARTZ - ROSA ASTRATTO

**COLOUR SWATCH SHOWN:**  
PIMENTO & PORCELAIN



**HANDLES SHOWN:**  
CANTERBURY COLLECTION

**WORKSURFACE SHOWN:**  
STRATA GRANITE - BLACK COSMIC

**COLOUR SWATCH SHOWN:**  
GEORGIAN RED

## Canterbury



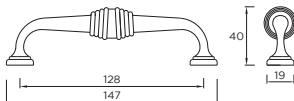
AGED  
BRASS  
(AB)



PEWTER  
EFFECT  
(AP)



Canterbury Bow Handle  
(H213.128.AB) (H218.128.AP)



Canterbury T-Bar Handle  
(H214.50.AB) (H219.50.AP)



# Yeadon | Knob



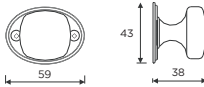
CHROME  
(CH)



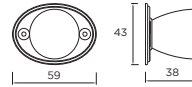
BLACK  
SATIN (BS)



Yeadon Square Knob  
(K999.38.\*\*)



Yeadon Circle Knob  
(K1000.35.\*\*)



**HANDLES SHOWN:**  
YEADON COLLECTION

**WORKSURFACE SHOWN:**  
STRATA GRANITE - AZUL ARAN

**DOORS SHOWN:**  
MORNINGTON SHAKER IN PORCELAIN

**HANDLES SHOWN:**  
BARTON COLLECTION

**WORKSURFACE SHOWN:**  
STRATA QUARTZ - ROSA ASTRATTO

**COLOUR SWATCH SHOWN:**  
DUST GREY



## Barton



BLACK  
SATIN  
(BS)



ANTIQU  
BRONZE  
(BR)



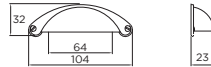
BRIGHT  
COPPPER  
(CO)



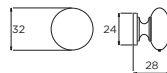
CHROME  
(CH)



Barton Cup Handle  
(H1092.64.\*\*)



Barton Knob  
(K1110.33.\*\*)  
CHROME - (K265.33.CH)



# Lloyd



MATT  
BLACK  
(MB)



ANTHRACITE  
(AT)



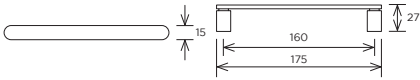
BRUSHED  
BRASS  
(BHB)



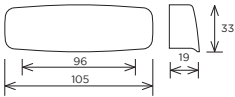
STAINLESS  
STEEL  
(SS)



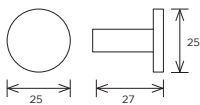
Lloyd D-Handle  
(H1156.160.\*\*)



Lloyd Cup Handle  
(H1155.96.\*\*)



Lloyd Knob  
(K1124.25.\*\*)



See page 79 to view Lloyd  
in our Colour Collection

**HANDLES SHOWN:**  
LLOYD COLLECTION

**COLOUR SWATCH SHOWN:**  
PORCELAIN, DUST GREY & WALNUT



**HANDLES SHOWN:**  
YARD COLLECTION

**WORKSURFACE SHOWN:**  
HI MACS - PLATINUM GRANITE  
SILESTONE - SNOWY IBIZA

**COLOUR SWATCH SHOWN:**  
DOVE GREY





# Yard

MULTIPLE SIZES  
AVAILABLE



AGED  
BRASS  
(AGB)




BRIGHT  
COPPER  
(CO)



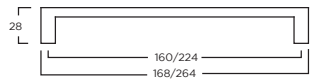
STAINLESS  
STEEL  
(SS)



MATT  
BLACK  
(MB)




Yard D-Handle  
(H1137.160.\*\*)(H1137.224.\*\*)



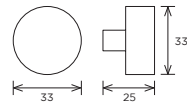
Stainless Steel is available  
in a wider range of lengths



Yard Cup Handle  
(H1138.64.\*\*)(H1138.160.\*\*)(H1138.320.\*\*)  
Available in Matt Black and Aged Brass only



Yard Knob  
(K1123.33.\*\*)  
Knob not available in Stainless Steel





**HANDLES SHOWN:**  
CLAREMONT COLLECTION

**WORKSURFACE SHOWN:**  
STRATA QUARTZ - PIETRA AUBURN  
STRATA QUARTZ - KEMBLE CONCRETE

**COLOUR SWATCH SHOWN:**  
DOVE GREY

## Claremont



ANTIQUE  
BRONZE  
(BR)




SMOOTH  
MATT BLACK  
(SMB)



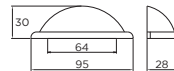
INDUSTRIAL  
MATT BLACK  
(MB)



Claremont D-Handle  
(H1103.160.\*\*)



Claremont Cup Handle  
(H1105.64.\*\*)



Claremont Knob  
(K1106.30.\*\*)





**HANDLES SHOWN:**  
DALTON COLLECTION

**WORKSURFACE SHOWN:**  
STRATA GRANITE - SUPER WHITE ECLIPSE

**DOORS SHOWN:**  
UNITY NATURAL OAK MONTANE & SUPERMATT LIGHT GREY


## Dalton | D Handle

MULTIPLE SIZES  
AVAILABLE

-  MATT BLACK (MB)
-  CHROME (CH)
-  ANTIQUE BRONZE (BR)
-  AGED BRASS (AGB)



(H1168.128.\*\*\*) (H1168.160.\*\*\*)




# Leven | Bar Handle

MULTIPLE SIZES  
AVAILABLE



STAINLESS STEEL

Order code	Hole centre (B)	Length (A)
SS72.GP188	128mm	188mm
SS72.297/237	177mm	237mm
SS72.397/337	277mm	337mm
SS72.447/387	327mm	387mm
SS72.497/437	377mm	437mm
SS72.715/655	595mm	655mm
SS72.895/835	775mm	835mm



**HANDLES SHOWN:**  
LEVEN COLLECTION

**DOORS SHOWN:**  
STANHOPE ELSDON IN GRAPHITE

## Reeth



CHROME  
(CH)



POLISHED  
BRASS (PB)



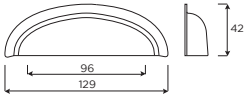
SMOOTH  
MATT BLACK  
(SMB)



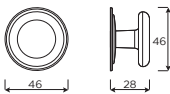
STAINLESS  
STEEL  
(SS)



Reeth Cup Handle  
(H11136.96.\*\*)




Reeth Knob  
(K1113.46.\*\*)



**HANDLES SHOWN:**  
REETH COLLECTION

**WORKSURFACE SHOWN:**  
DEKTON - TRANCE

**COLOUR SWATCH SHOWN:**  
DOVE GREY











## Dunston



MATT  
BLACK (MB)



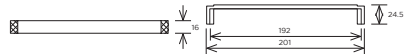
SATIN  
BRASS (SB)



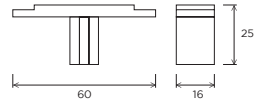
CHROME (CH)



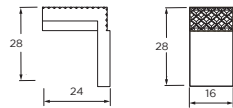
Dunston D-Handle  
(H1153.192.\*\*)



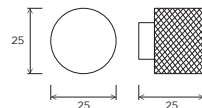
Dunston T-Bar Handle  
(H1157.60.\*\*)



Dunston Finger Pull  
(H1177.29.\*\*)



Dunston Knob  
(K1125.25.\*\*)



**HANDLES SHOWN:**  
DUNSTON COLLECTION

**WORKSURFACE SHOWN:**  
STRATA GRANITE - SILVER WAVES  
STRATA QUARTZ - STRATA CALACATTA GOLD  
HI MACS - WHITE GRANITE

**COLOUR SWATCH SHOWN:**  
REGIMENT



# Harton




BRIGHT NICKEL  
(BN)



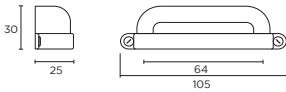
AGED  
BRASS (AGB)



Harton Bow Handle  
(H1147.205.\*\*)



Harton Cup Handle  
(H1146.105.\*\*)



Harton Knob  
(K1118.31.\*\*)



**HANDLES SHOWN:**  
HARTON COLLECTION

**WORKSURFACE SHOWN:**  
STRATA QUARTZ - ARCTIC STORM

**COLOUR SWATCH SHOWN:**  
HARTFORTH BLUE



## Fell | Trim Handle

MULTIPLE SIZES  
AVAILABLE




SATIN  
BLACK  
(BS)



STAINLESS  
STEEL  
(SS)



(H1088.32.\*\*\*) (H1088.160.\*\*\*) (H1088.256.\*\*\*)



## Clerkenwell | Trim Handle

MULTIPLE SIZES  
AVAILABLE



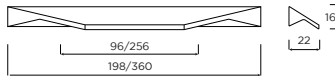
BLACK  
NICKEL  
(BBN)



STAINLESS  
STEEL  
(SS)



(H1124.96.SS) (H1124.256.SS)  
(H1128.96.BBN) (H1128.256.BBN)



## Marylebone | Trim Handle

MULTIPLE SIZES  
AVAILABLE



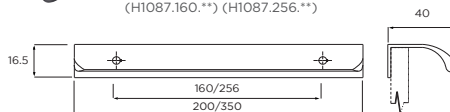
SATIN  
BLACK  
(BS)



STAINLESS  
STEEL  
(SS)



(H1087.160.\*\*\*) (H1087.256.\*\*\*)





**HANDLES SHOWN:**  
SOHO COLLECTION

**WORKSURFACE SHOWN:**  
UNITY SEPIA GLADSTONE OAK WITH 3MM  
BESPOKE GLASS ON TOP

**DOORS SHOWN:**  
PORTER IN GRAPHITE

## Soho | Trim Handle

MULTIPLE SIZES  
AVAILABLE




MATT  
BLACK  
(MB)



STAINLESS  
STEEL  
(SS)



(H1131.90.\*\*\*) (H1131.250.\*\*\*)



See page 79 to view Soho in our Colour Collection



**HANDLES SHOWN:**  
SOHO COLLECTION

**WORKSURFACE SHOWN:**  
STRATA QUARTZ - NERA ASTRATTO

**COLOUR SWATCH SHOWN:**  
REGENTS GREEN







# Yarm



MATT  
BLACK  
(MB)



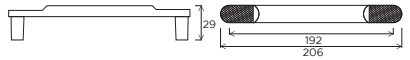
CHROME  
(CH)



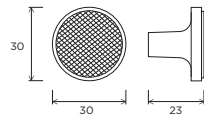
AGED  
BRASS  
(AGB)



Yarm Pull Handle  
(HT162.192.\*\*)



Yarm Knob  
(KT131.30.\*\*)



**HANDLES SHOWN:**  
YARM COLLECTION

**WORKSURFACE SHOWN:**  
STRATA QUARTZ - ARCTIC STORM

**COLOUR SWATCH SHOWN:**  
CADET



# Malmo | Knob



WALNUT  
(WA)



OAK (OA)



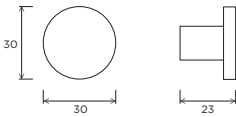
MATT  
BLACK (MB)



MATT WHITE  
(MW)




(K1127.30.\*\*)





**HANDLES SHOWN:**  
MALMO COLLECTION

**WORKSURFACE SHOWN:**  
DEKTON - NILIUM





# THE CORE COLLECTION


Whether reigniting your love for existing cabinetry or seeking out a finishing flourish for newly designed furniture, consider a creation from our Core Collection. This is where our obsession with detail is seriously unleashed, with textural industrial finishes like knurling and sophisticated reeding on everything from cup handles to bars.

# Henley


-   
 MATT  
BLACK (MB)
-   
 ANTIQUE  
BRONZE (BR)
-   
 AGED  
BRASS (AGB)
-   
 STAINLESS  
STEEL (SS)



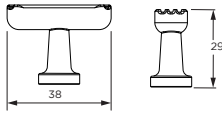
Henley D-Handle  
(H1181.160498.\*\*)



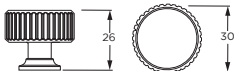
Henley D-Handle  
(H1181.160.\*\*)



Henley T-Bar Handle  
(H1182.38.\*\*)



Henley Knob  
(K1137.30.\*\*)





**HANDLES SHOWN:**  
HENLEY COLLECTION

**WORKSURFACE SHOWN:**  
STRATA QUARTZ - GRIGIO CORCHIA

**DOORS SHOWN:**  
MORNINGTON BEADED - MAJESTIC TEAL

**HANDLES SHOWN:**  
ARDEN COLLECTION

**WORKSURFACE SHOWN:**  
STRATA QUARTZ - CARRARA GIOA

**DOORS SHOWN:**  
CRATHORNE IN REGIMENT

**COLOUR SWATCH SHOWN:**  
DOVE GREY





# Arden



MATT BLACK (MB)



ANTIQUÉ BRONZE (BR)



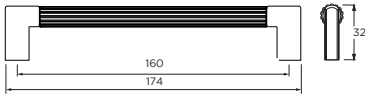
AGED BRASS (AGB)



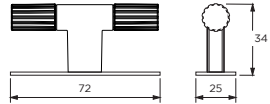
STAINLESS STEEL (SS)




Arden D-Handle (H1183.160.\*\*)



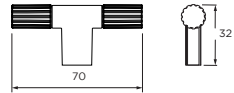
Arden T-Bar Handle (H1184.70496.\*\*)



Arden D-Handle (H1183.160497.\*\*)



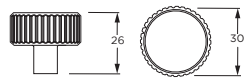
Arden T-Bar Handle (H1184.70.\*\*)



Arden Knob (K1138.30490.\*\*)



Arden Knob (K1138.30.\*\*)



# Drayton | Trim Handle



MATT  
BLACK (MB)



ANTIQU  
BRONZE (BR)



AGED  
BRASS (AGB)




STAINLESS  
STEEL (SS)



SATIN  
BRASS (SB)



(H1175.96.\*\*)(H1175.160.\*\*)



MULTIPLE SIZES  
AVAILABLE





**HANDLES SHOWN:**  
DRAYTON COLLECTION

**WORKSURFACE SHOWN:**  
STRATA GRANITE - ARABIETO BIANCO

**DOORS SHOWN:**  
HUNTON IN HARTFORTH BLUE





## Fairfield | Trim Handle



OAK  
(OA)



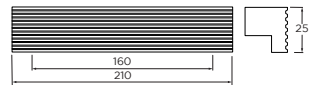
WALNUT  
(WA)



BLACK ASH  
(BA)



TIMBER  
(H1185.160.\*\*)



**HANDLES SHOWN:**  
FAIRFIELD COLLECTION

**WORKSURFACE SHOWN:**  
STRATA GRANITE - SUPER WHITE ECLIPSE

**DOORS SHOWN:**  
UNITY OAK MONTANE

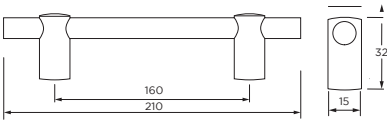
**COLOUR SWATCH SHOWN:**  
WHITE



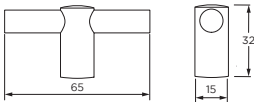
# Hampton



Hampton Bar Handle  
MATT BLACK & BRASS  
(H1176.160.MBSB)



Hampton T-Bar Handle  
MATT BLACK & BRASS  
(H1176.15.MBSB)





**HANDLES SHOWN:**  
HAMPTON COLLECTION

**WORKSURFACE SHOWN:**  
SILESTONE - CIDER CRAZE

**DOORS SHOWN:**  
PORTER IN OLIVE

**COLOUR SWATCH SHOWN:**  
TAUPE GREY





# Hexham



ANTIQUE BRONZE (BR)



AGED BRASS (AGB)



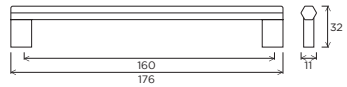
MATT BLACK (MB)



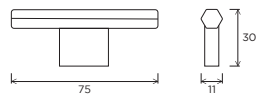
CHROME (CH)



Hexham Bar Handle  
(H1166.160.\*\*)



Hexham T-Bar Handle  
(H1167.75.\*\*)



**HANDLES SHOWN:**  
HEXHAM COLLECTION

**WORKSURFACE SHOWN:**  
STRATA QUARTZ - STRATA ABSOLUTE  
MARBLED WHITE


**COLOUR SWATCH SHOWN:**  
CADET



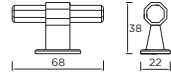
# Bloomfield



Bloomfield Bar Handle  
(H994.160.\*\*)



Bloomfield T-Bar Handle  
(H995.68.\*\*)



# Hove



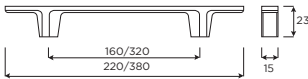
MATT BLACK (MB)



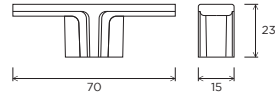
STAINLESS STEEL (SS)



Hove Bar Handle  
(H1130.160.\*\*) (H1130.320.\*\*)



Hove T-Bar Handle  
(H1161.70.\*\*)




MULTIPLE SIZES AVAILABLE

# Marlow | Trim Handle

MULTIPLE SIZES AVAILABLE



BRUSHED BRASS  
(H1148.204.BHB) (H1148.300.BHB)



# Strand



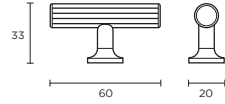
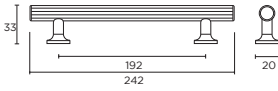

AGED BRASS (AGB)



BRIGHT NICKEL (BN)



STAINLESS STEEL (SS)



**HANDLES SHOWN:**  
STRAND COLLECTION

**DOORS SHOWN:**  
CHAPTER IN HARTFORTH BLUE



**HANDLES SHOWN:**  
STRAND COLLECTION

**WORKSURFACE SHOWN:**  
STRATA QUARTZ - ELEGANT CLAY

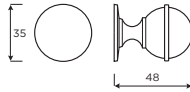
**COLOUR SWATCH SHOWN:**  
CASHMERE



## Chatsworth | Knob



(K876.35.BN)  
(K877.35.CH)  
(K1109.35.PE)




## York | Cup Handle

MULTIPLE SIZES  
AVAILABLE



CHROME  
(H1121.160.CH)  
(H1121.320.CH)



# Tarn



SATIN  
BRASS  
(SB)



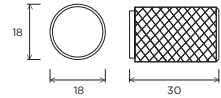
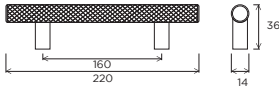
MATT  
BLACK  
(MB)



Tarn Pull Handle  
(H1164.160.\*\*)



Tarn T-Bar Handle  
(K1132.18.\*\*)



**HANDLES SHOWN:**  
TARN COLLECTION

**WORKSURFACE SHOWN:**  
STRATA QUARTZ - PIETRA AUBURN  
STRATA QUARTZ - PIETRA ICY WHITE

# Didsbury



AGED BRASS (AGB)




ANTIQUÉ BRONZE (BR)



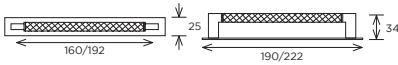
MATT BLACK (MB)



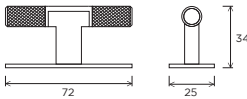
STAINLESS STEEL (SS)



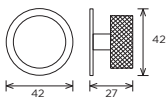
Didsbury D-Handle  
(H1140.160497\*\*) (H1140.192491\*\*) with backplate  
(H1140.160.\*\*\*) (H1140.192.\*\*\*)



Didsbury T-Bar Handle  
(H1158.72B496\*\*) with backplate  
(H1158.72.\*\*\*)



Didsbury Knob  
(K1120.33490\*\*) with backplate  
(K1120.33.\*\*\*)



MULTIPLE SIZES  
AVAILABLE







**HANDLES SHOWN:**  
DIDSBURY COLLECTION

**COLOUR SWATCH SHOWN:**  
REGENTS GREEN



**HANDLES SHOWN:**  
KNURLED COLLECTION

**DOORS SHOWN:**  
1909 SLAB IN GRAPHITE

## Knurled | Bar Handle



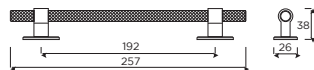
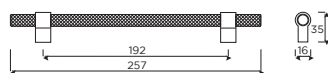
MATT  
BLACK  
(MB)



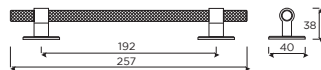
AGED  
BRASS  
(AGB)




STAINLESS  
STEEL  
(SS)



*with rectangular backplate*



*with circular backplate*



*with bar handle backplate*



# Knurled | Large Bar Handle



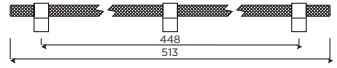
MATT BLACK (MB)



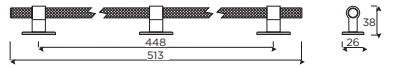
AGED BRASS (AGB)



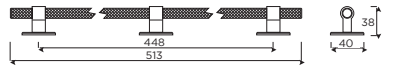
STAINLESS STEEL (SS)



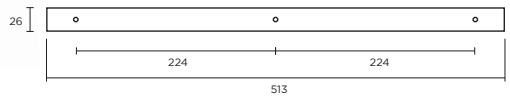
with rectangular backplate



with circular backplate



bar handle backplate



## Knurled | T-Bar



MATT BLACK (MB)



AGED BRASS (AGB)



STAINLESS STEEL (SS)



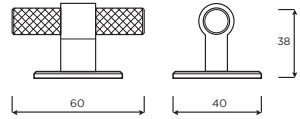
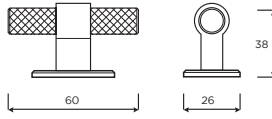
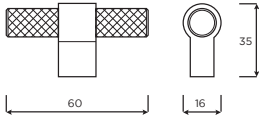
(H1125.35.\*\*)



with rectangular backplate (H1125.35B385\*\*)



with circular backplate (H1125.35B383\*\*)



## Knurled | Knob



MATT BLACK (MB)



AGED BRASS (AGB)



STAINLESS STEEL (SS)



with fixed backplate (K1117.32.\*\*)



**HANDLES SHOWN:**  
KNURLED COLLECTION

**WORKSURFACE SHOWN:**  
DEKTON - LUNAR

**DOORS SHOWN:**  
1909 SLAB IN COPSE GREEN

**HANDLES SHOWN:**  
KNURLED COLLECTION

**DOORS SHOWN:**  
1909 SLAB IN DRY ROSE

## Knurled | Knob



MATT  
BLACK  
(MB)



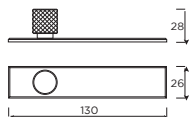
AGED  
BRASS  
(AGB)




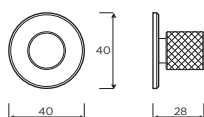
STAINLESS  
STEEL  
(SS)



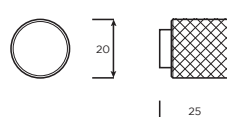
*with rectangular offset backplate  
(K1111.20B384\*\*)*



*with circular backplate  
(K1111.20B383\*\*)*



*with rectangular backplate  
(K1111.20.\*\*)*



**HANDLES SHOWN:**  
KNURLED COLLECTION

**COLOUR SWATCH SHOWN:**  
WHITE, GRAPHITE & DRY ROSE











# THE COLOUR COLLECTION


Smooth and understated; our Colour Collection allows you to seamlessly match your handle to an array of trend-leading door colours, for a modern, cohesive kitchen look. With six sleek styles to choose from, it's never been easier to embrace the calming beauty of minimalistic design.

# Regiment

MULTIPLE SIZES  
AVAILABLE



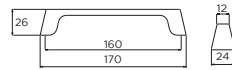
Soho Trim Handle  
(H1131.90.RG) (H1131.250.RG)



£ £ £



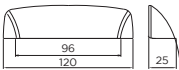
Hoxton D-Handle  
(H1156.160.RG)



£ £ £ £



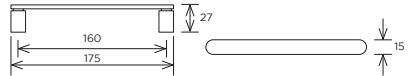
Hoxton Cup Handle  
(H1104.96.RG)



£ £ £ £



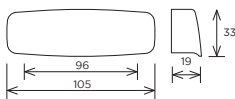
Lloyd D-Handle  
(H1156.160.RG)



£ £ £



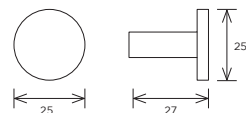
Lloyd Cup Handle  
(H1155.96.RG)



£ £ £



Lloyd Knob  
(K1124.25.RG)



£ £ £



**HANDLES SHOWN:**  
SOHO COLLECTION

**WORKSURFACE SHOWN:**  
STRATA QUARTZ - KEMBLE CONCRETE

**DOORS SHOWN:**  
PORTER IN REGIMENT



**HANDLES SHOWN:**  
LLOYD COLLECTION

**WORKSURFACE SHOWN:**  
STRATA QUARTZ - CALACATTA SILVER


**DOORS SHOWN:**  
PORTER IN HARTFORTH BLUE

# Hartforth Blue


MULTIPLE SIZES  
AVAILABLE



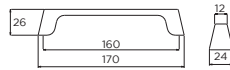
Soho Trim Handle  
(H1131.90.HB) (H1131.250.HB)



£ £ £



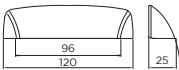
Hoxton D-Handle  
(H1156.160.HB)



£ £ £ £



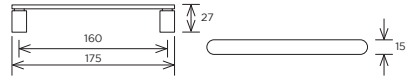
Hoxton Cup Handle  
(H1104.96.HB)



£ £ £ £



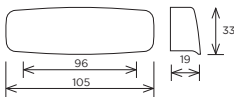
Lloyd D-Handle  
(H1156.160.HB)



£ £ £



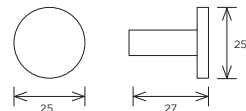
Lloyd Cup Handle  
(H1155.96.HB)



£ £ £



Lloyd Knob  
(K1124.25.HB)




£ £ £

# Taupe Grey

MULTIPLE SIZES  
AVAILABLE




Soho Trim Handle  
(H1131.90.TG) (H1131.250.TG)



£ £ £



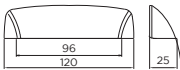
Hoxton D-Handle  
(H1156.160.TG)



£ £ £ £



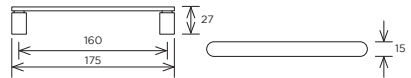
Hoxton Cup Handle  
(H1104.96.TG)



£ £ £ £



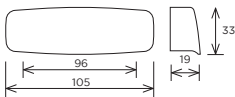
Lloyd D-Handle  
(H1156.160.TG)



£ £ £



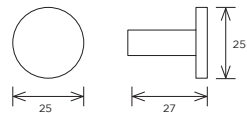
Lloyd Cup Handle  
(H1155.96.TG)



£ £ £



Lloyd Knob  
(K1124.25.TG)



£ £ £



**HANDLES SHOWN:**  
LLOYD COLLECTION

**WORKSURFACE SHOWN:**  
STRATA QUARTZ - CALACATTA SILVER

**DOORS SHOWN:**  
HUNTON IN TAUPE GREY



**HANDLES SHOWN:**  
LLOYD COLLECTION

**WORKSURFACE SHOWN:**  
STRATA QUARTZ - CALACATTA SILVER

**DOORS SHOWN:**  
PORTER IN DOVE GREY




# Dove Grey

MULTIPLE SIZES  
AVAILABLE



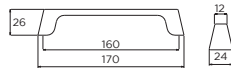
Soho Trim Handle  
(HT131.90.DV) (HT131.250.DV)



£ £ £



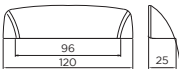
Hoxton D-Handle  
(HT156.160.DV)



£ £ £ £



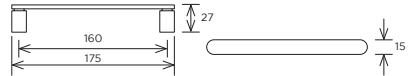
Hoxton Cup Handle  
(HT104.96.DV)



£ £ £ £



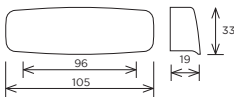
Lloyd D-Handle  
(HT156.160.DV)



£ £ £



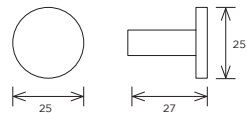
Lloyd Cup Handle  
(HT155.96.DV)



£ £ £



Lloyd Knob  
(KT124.25.DV)




£ £ £

# White

MULTIPLE SIZES  
AVAILABLE



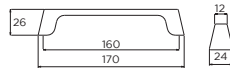
Soho Trim Handle  
(H1131.90.MW) (H1131.250.MW)



£ £ £



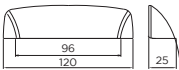
Hoxton D-Handle  
(H1156.160.WH)



£ £ £ £



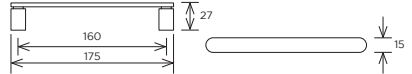
Hoxton Cup Handle  
(H1104.96.WH)



£ £ £ £



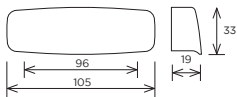
Lloyd D-Handle  
(H1156.160.WH)



£ £ £



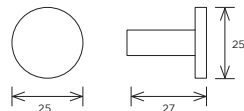
Lloyd Cup Handle  
(H1155.96.WH)



£ £ £



Lloyd Knob  
(K1124.25.WH)



£ £ £



**HANDLES SHOWN:**  
LLOYD COLLECTION

**WORKSURFACE SHOWN:**  
STRATA QUARTZ - CALACATTA SILVER

**DOORS SHOWN:**  
PORTER IN WHITE



# THE **REFINED** COLLECTION

Our most premium collection of all features just nine impeccably designed handles. Discover intricate detailing and hand-finished designs across a range of different styles to promise unwavering finesse to your home.

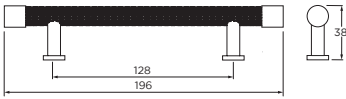
Whether you're looking for something definitively classic like our Wellington handle family, or something with a style statement such as our newest refined entries, Maybrook and Walton. The Refined Collection even explores rich, wooden tones with our Hampstead range, finalised with a diamond-etched brass trim.



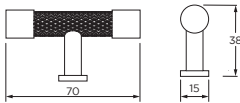
# Walton



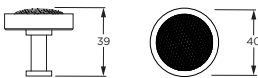
PEWTER & SATIN BRASS  
Walton Knurled Pull Handle  
(H1173.128.PESB)



PEWTER & SATIN BRASS  
Walton Knurled T-Pull  
(H1174.70.PESB)



PEWTER & SATIN BRASS  
Walton Knurled Knob  
(K1135.40.PESB)





**HANDLES SHOWN:**  
WALTON & MAYBROOK COLLECTION

**WORKSURFACE SHOWN:**  
STRATA QUARTZ - ARABIETO NOIR

**DOORS SHOWN:**  
1909 IN COPSE GREEN

**COLOUR SWATCH SHOWN:**  
PORCELAIN

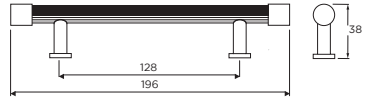




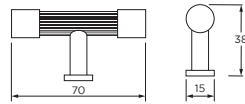
## Maybrook



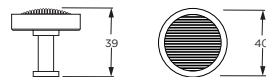
Maybrook Fluted Pull Handle  
PEWTER & SATIN BRASS  
(H1171.128.PESB)



Maybrook Fluted T-Pull  
PEWTER & SATIN BRASS  
(H1172.70.PESB)



Maybrook Fluted Knob  
PEWTER & SATIN BRASS  
(K1134.40.PESB)



**HANDLES SHOWN:**  
MAYBROOK COLLECTION

**WORKSURFACE SHOWN:**  
STRATA QUARTZ - GRIGIO CORCHIA

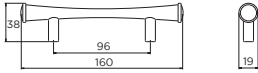
**DOORS SHOWN:**  
1909 IN REGIMENT



# Berwick



Berwick Bar Handle  
(H1063.96.PE)



Berwick Knob  
with backplate  
(K1062.30.PE)



Berwick Knob  
(KDH3022)



**HANDLES SHOWN:**  
BERWICK COLLECTION

**WORKSURFACE SHOWN:**  
STRATA QUARTZ - GRAFITE CORCHIA

**COLOUR SWATCH SHOWN:**  
DOVE GREY

**HANDLES SHOWN:**  
WELLINGTON COLLECTION

**DOORS SHOWN:**  
1909 SHAKER IN STORM BLUE



## Wellington



CHROME  
(CH)



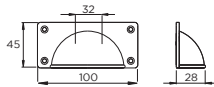
BRIGHT  
NICKEL  
(BN)



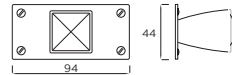
ANTIQU  
BRONZE  
(BR)



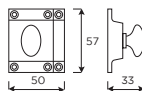
**Wellington Cup Handle**  
(H1079.32.\*\*)  
Not available in Antique Bronze



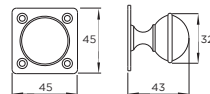
**Wellington Knob**  
(K878.34.\*\*)  
Not available in Antique Bronze



**Wellington Latch Handle**  
(H1117.50.\*\*)  
Not available in Bright Nickel



**Wellington Knob**  
(K1075.32.\*\*)  
Not available in Antique Bronze







**HANDLES SHOWN:**  
WELLINGTON COLLECTION

**WORKSURFACE SHOWN:**  
STRATA QUARTZ - ELEGANT CREAM

**COLOUR SWATCH SHOWN:**  
SILVER GREY

## Bedford



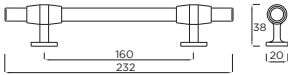
CHROME  
(CH)



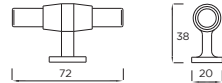
BRIGHT NICKEL  
(BN)



BRIGHT NICKEL  
Bedford Bar Handle  
(H882.160.\*\*)



BRIGHT NICKEL  
Bedford T-Bar Handle  
(H884.72.BN)  
Not available in Chrome



## Barnard | Knob



SATIN  
BRASS (SB)



CHROME  
(CH)



MATT  
BLACK (MB)



ANTIQUÉ  
BRONZE (BR)



(K1129.32.\*\*)





**HANDLES SHOWN:**  
COLLINGWOOD COLLECTION

**DOORS SHOWN:**  
1909 SHAKER IN STORM BLUE

## Collingwood



MATT  
BLACK  
(MB)



CHROME  
(CH)



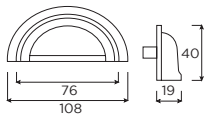
ANTIQU  
BRASS  
(BR)



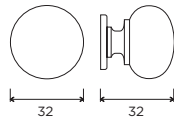
SATIN  
BRASS  
(SB)



Collingwood Cup Handle  
(H1127.76.\*\*)



Collingwood Knob  
(K1128.32.\*\*)



# Hampstead



WALNUT &  
BRUSHED BRASS  
(WABHB)



WALNUT &  
MATT BLACK  
(WAMB)



BRUSHED BRASS  
& MATT BLACK  
(BHMB)




BRUSHED  
BRASS (BHB)



Hampstead Bar Handle  
(HT165.160.\*\*)

Bar handle is not available in Brushed Brass  
or Brushed Brass & Matt Black



Hampstead Knob  
(KT126.30.\*\*)



**HANDLES SHOWN:**  
HAMPSTEAD COLLECTION

**WORKSURFACE SHOWN:**  
DEKTON - REM

**COLOUR SWATCH SHOWN:**  
BAY GREEN








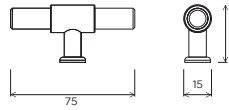
## Gales



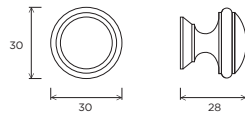
SATIN BRASS  
Gales Pull Handle  
(H1169.160.SB)



SATIN BRASS  
Gales T-Bar Handle  
(H1170.75.SB)



SATIN BRASS  
Gales Knob  
(K1133.30.SB)



HANDLES SHOWN:  
GALES COLLECTION

WORKSURFACE SHOWN:  
SILESTONE - ETERNAL MARQUINA

COLOUR SWATCH SHOWN:  
OLIVE



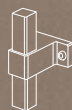
# CHOOSING THE RIGHT HANDLE FOR YOU



**KNOB**  
Single centrally  
fixed handle



**CUP HANDLE**  
Formed shaped handle to  
slot hand into



**T-BAR HANDLE**  
Small T shaped handle



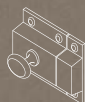
**BAR HANDLE**  
Straight bar style handle with  
two or more fixing points



**D-HANDLE**  
D shaped handle with two or  
more fixing points



**BOW HANDLE**  
Curved shaped handle  
with flat ends



**LATCH HANDLE**  
Similar to a door lock with  
two parts and a catch



**DROP HANDLE**  
Two fixed sockets with a  
vertically rotating  
central handle



**TRIM HANDLE**  
A strip style handle,  
top/side mounted

**Please note:** we take great care in the photography of products illustrated. Due to variables between photographic and print processes, colours and shades may vary from the actual product supplied.



WHATEVER YOUR STYLE OR SPECIFIC  
REQUIREMENTS YOUR RETAILER IS  
ON HAND TO HELP, ASK THEM  
FOR MORE IDEAS AND  
**INSPIRATION TODAY.**

**HANDLES SHOWN:**  
DIDSBURY COLLECTION

**WORKSURFACE SHOWN:**  
STRATA QUARTZ - PIETRA ICY WHITE

**DOORS SHOWN:**  
BELSAY IN PORCELAIN & DUST GREY

**HANDLE SHOWN:**  
MATT BLACK FROM THE DRAYTON COLLECTION

**DOORS SHOWN:**  
1909 SHAKER, HARTFORTH BLUE

**WORKSURFACE SHOWN:**  
STRATA QUARTZ - ARABIETO BIANCO







BROUGHT TO YOU BY

**PWS**

Summer 2023